

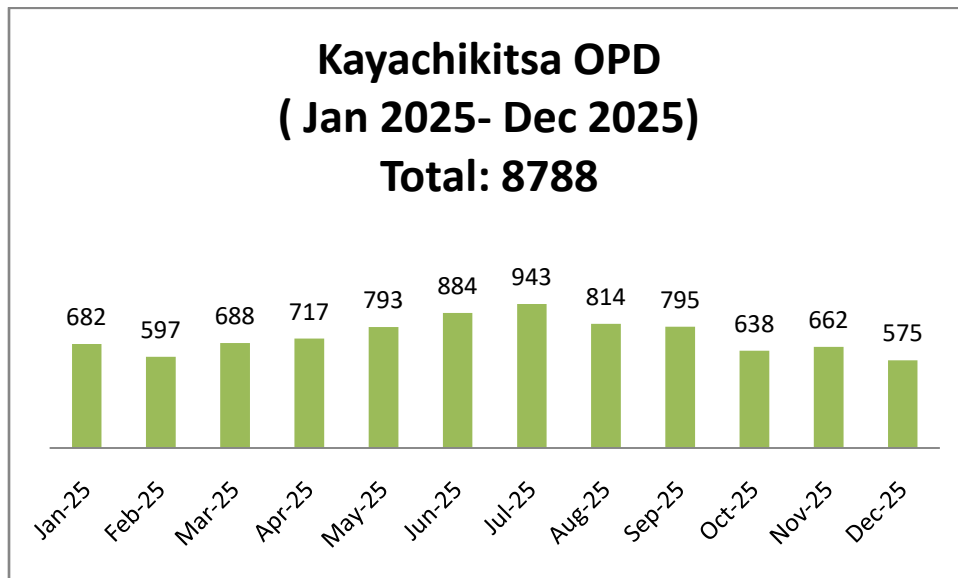
DATA OF CLINICAL DEPARTMENTS

(January 2025- December 2025)

OPD statistics

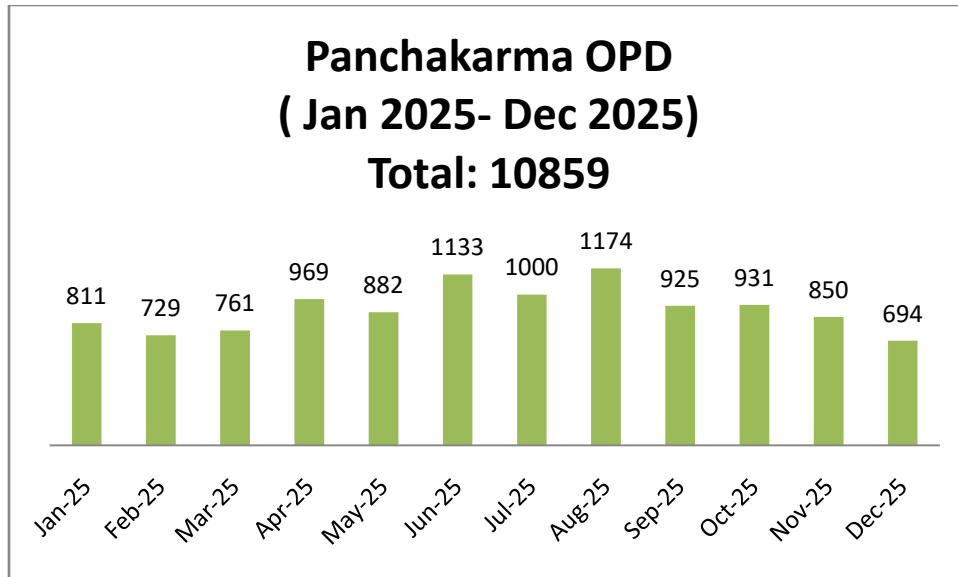
Kayachikitsa

| Month | Patients |
|--------------|-------------|
| January | 682 |
| February | 597 |
| March | 688 |
| April | 717 |
| May | 793 |
| June | 884 |
| July | 943 |
| August | 814 |
| September | 795 |
| October | 638 |
| November | 662 |
| December | 575 |
| Total | 8788 |



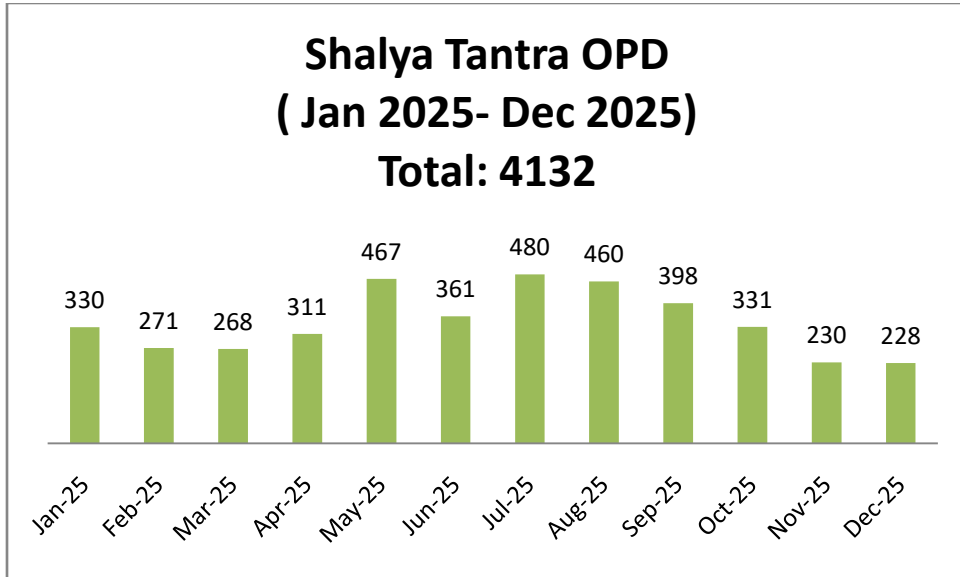
Panchakarma

| Month | Patients |
|--------------|--------------|
| January | 811 |
| February | 729 |
| March | 761 |
| April | 969 |
| May | 882 |
| June | 1133 |
| July | 1000 |
| August | 1174 |
| September | 925 |
| October | 931 |
| November | 850 |
| December | 694 |
| Total | 10859 |



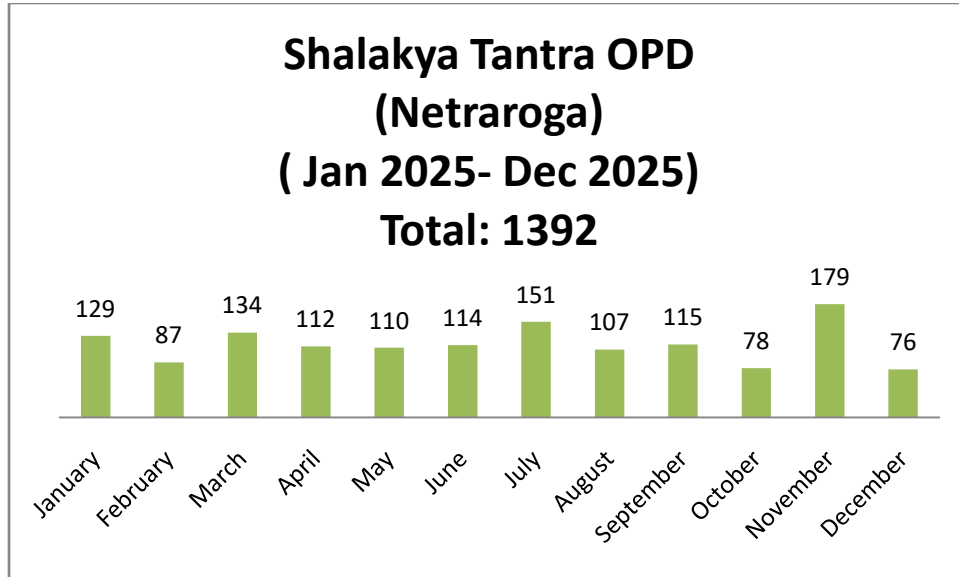
Shalya Tantra

| Month | Patients |
|--------------|-----------------|
| January | 330 |
| February | 271 |
| March | 268 |
| April | 311 |
| May | 467 |
| June | 361 |
| July | 480 |
| August | 460 |
| September | 398 |
| October | 331 |
| November | 230 |
| December | 228 |
| Total | 4132 |



Shalakya Tantra(Netraroga)

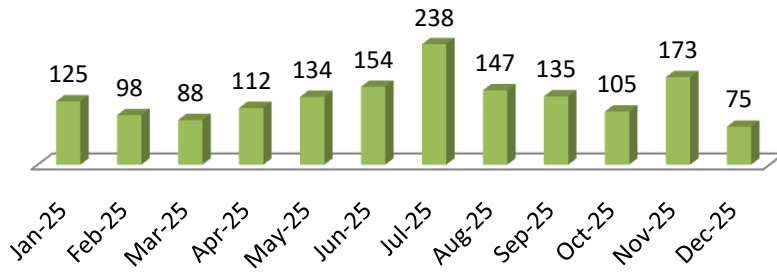
| Month | Patients |
|--------------|-----------------|
| January | 129 |
| February | 87 |
| March | 134 |
| April | 112 |
| May | 110 |
| June | 114 |
| July | 151 |
| August | 107 |
| September | 115 |
| October | 78 |
| November | 179 |
| December | 76 |
| Total | 1392 |



Shalakya Tantra(Karna Nasa Mukharoga)

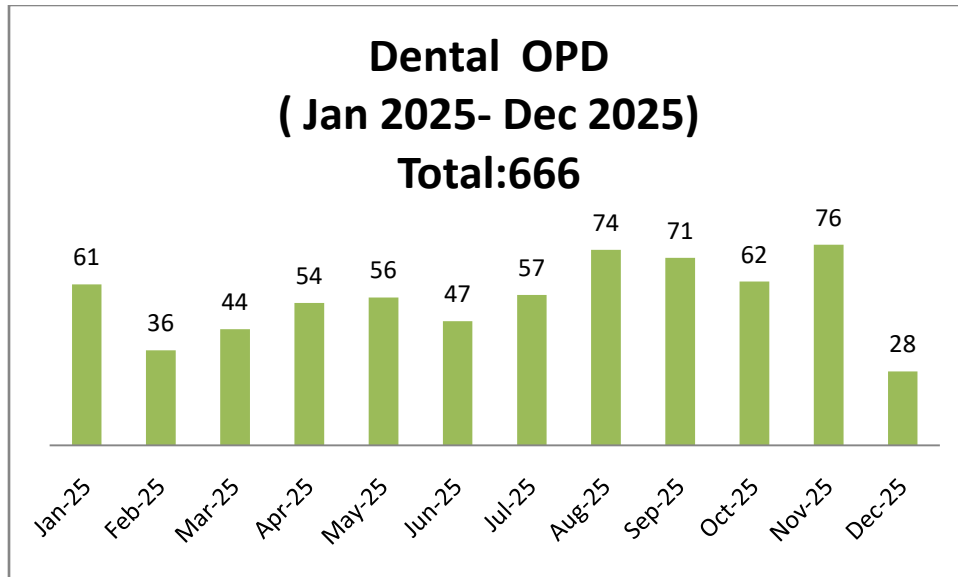
| Month | Patients |
|--------------|-----------------|
| January | 125 |
| February | 98 |
| March | 88 |
| April | 112 |
| May | 134 |
| June | 154 |
| July | 238 |
| August | 147 |
| September | 135 |
| October | 105 |
| November | 173 |
| December | 75 |
| Total | 1584 |

**Shalakya Tantra OPD
(Karna Nasa Mukharoga)
(Jan 2025- Dec 2025)
Total:1584**



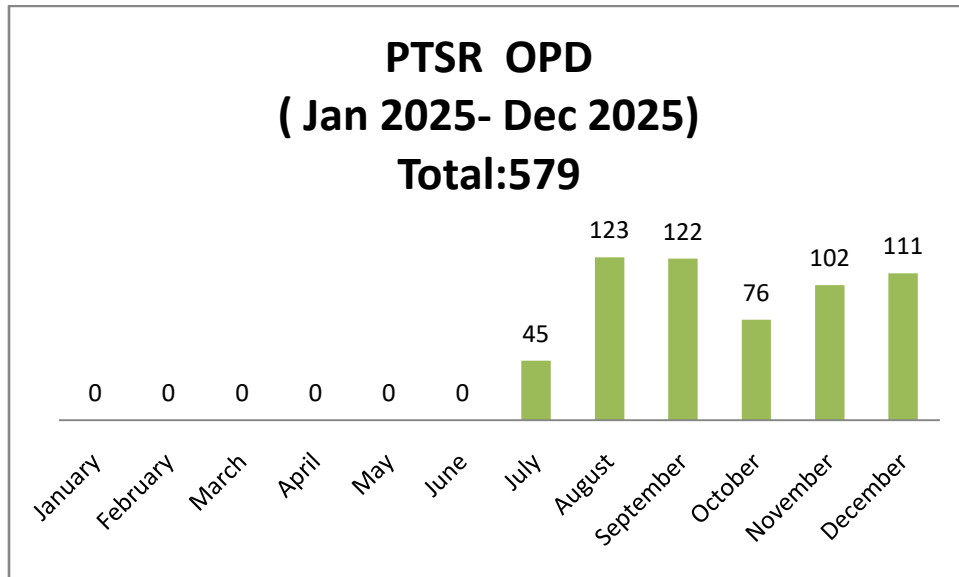
Dental

| Month | Patients |
|--------------|------------|
| January | 61 |
| February | 36 |
| March | 44 |
| April | 54 |
| May | 56 |
| June | 47 |
| July | 57 |
| August | 74 |
| September | 71 |
| October | 62 |
| November | 76 |
| December | 28 |
| Total | 666 |



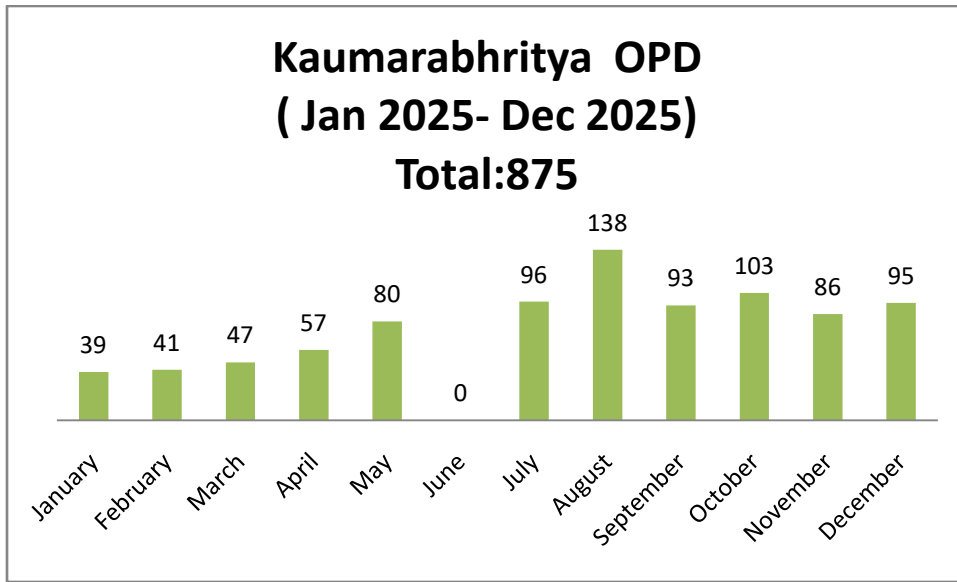
PTSR

| Month | Patients |
|--------------|-----------------|
| January | 0 |
| February | 0 |
| March | 0 |
| April | 0 |
| May | 0 |
| June | 0 |
| July | 45 |
| August | 123 |
| September | 122 |
| October | 76 |
| November | 102 |
| December | 111 |
| Total | 579 |



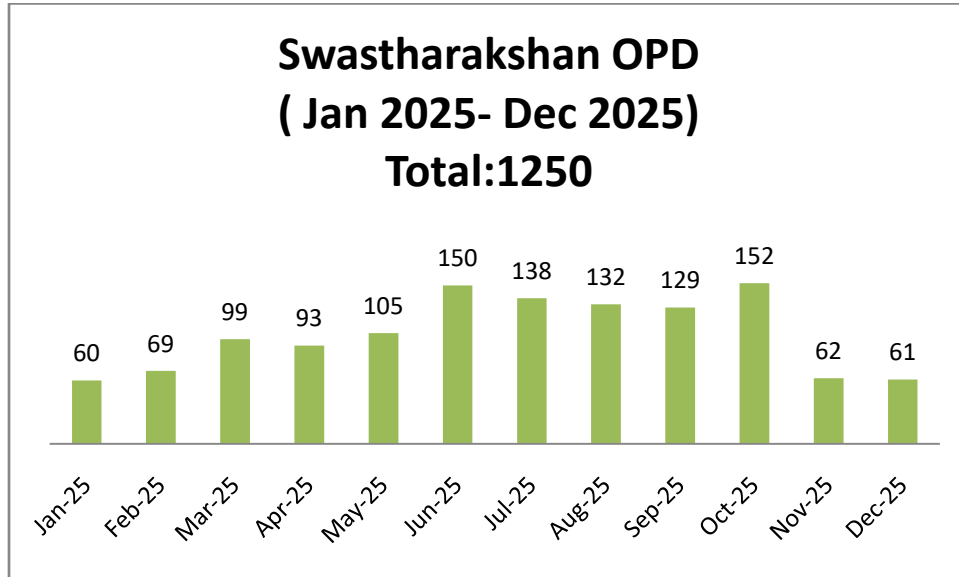
Kaumarabhritya

| Month | Patients |
|--------------|------------|
| January | 39 |
| February | 41 |
| March | 47 |
| April | 57 |
| May | 80 |
| June | 0 |
| July | 96 |
| August | 138 |
| September | 93 |
| October | 103 |
| November | 86 |
| December | 95 |
| Total | 875 |



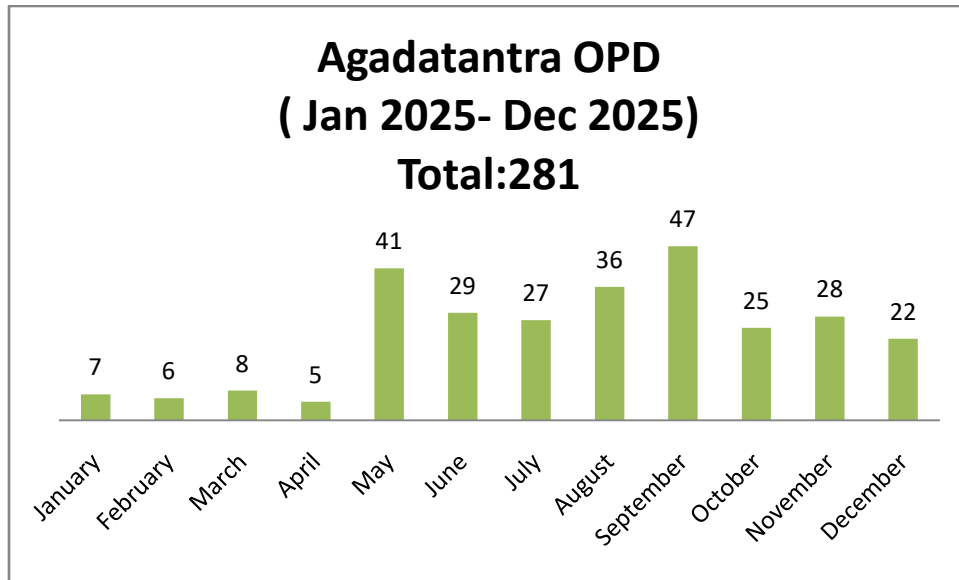
Swastharakshana

| Month | Patients |
|--------------|-------------|
| January | 60 |
| February | 69 |
| March | 99 |
| April | 93 |
| May | 105 |
| June | 150 |
| July | 138 |
| August | 132 |
| September | 129 |
| October | 152 |
| November | 62 |
| December | 61 |
| Total | 1250 |



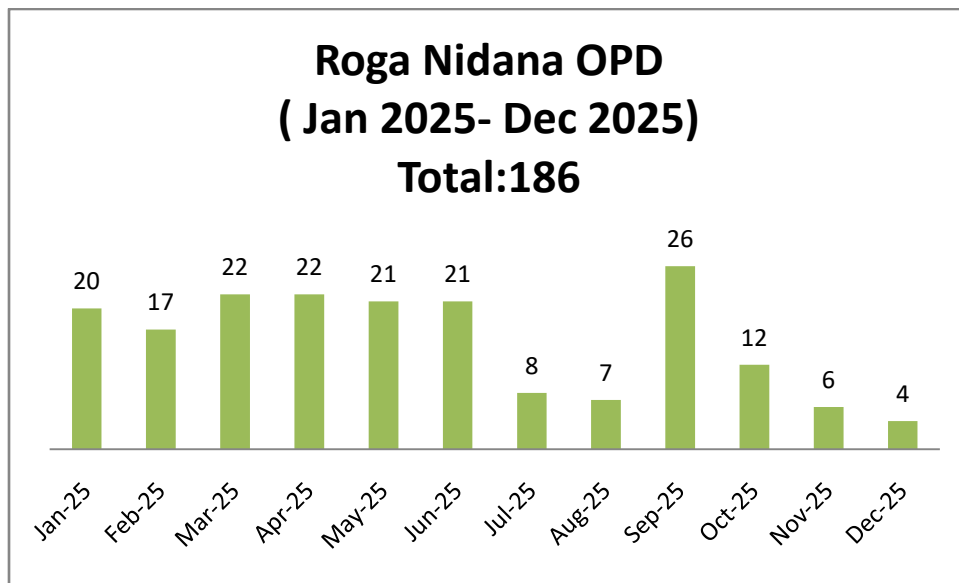
Agadatantra

| Month | Patients |
|--------------|------------|
| January | 07 |
| February | 06 |
| March | 08 |
| April | 05 |
| May | 41 |
| June | 29 |
| July | 27 |
| August | 36 |
| September | 47 |
| October | 25 |
| November | 28 |
| December | 22 |
| Total | 281 |



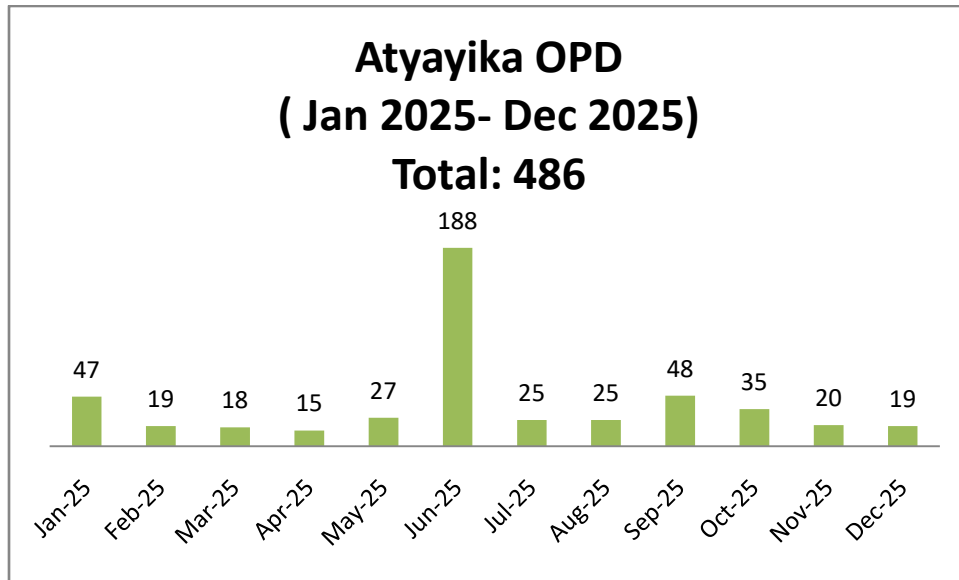
Roga Nidana

| Month | Patients |
|--------------|------------|
| January | 20 |
| February | 17 |
| March | 22 |
| April | 22 |
| May | 21 |
| June | 21 |
| July | 8 |
| August | 7 |
| September | 26 |
| October | 12 |
| November | 6 |
| December | 4 |
| Total | 186 |



Atyavika

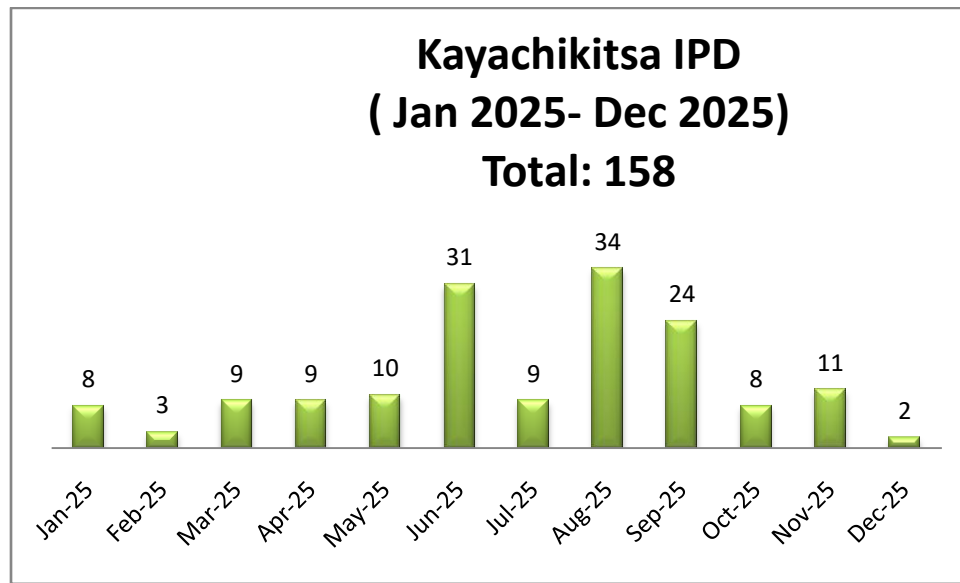
| Month | Patients |
|--------------|------------|
| January | 47 |
| February | 19 |
| March | 18 |
| April | 15 |
| May | 27 |
| June | 188 |
| July | 25 |
| August | 25 |
| September | 48 |
| October | 35 |
| November | 20 |
| December | 19 |
| Total | 486 |



IPD Statistics(Jan 2025- Dec 2025):

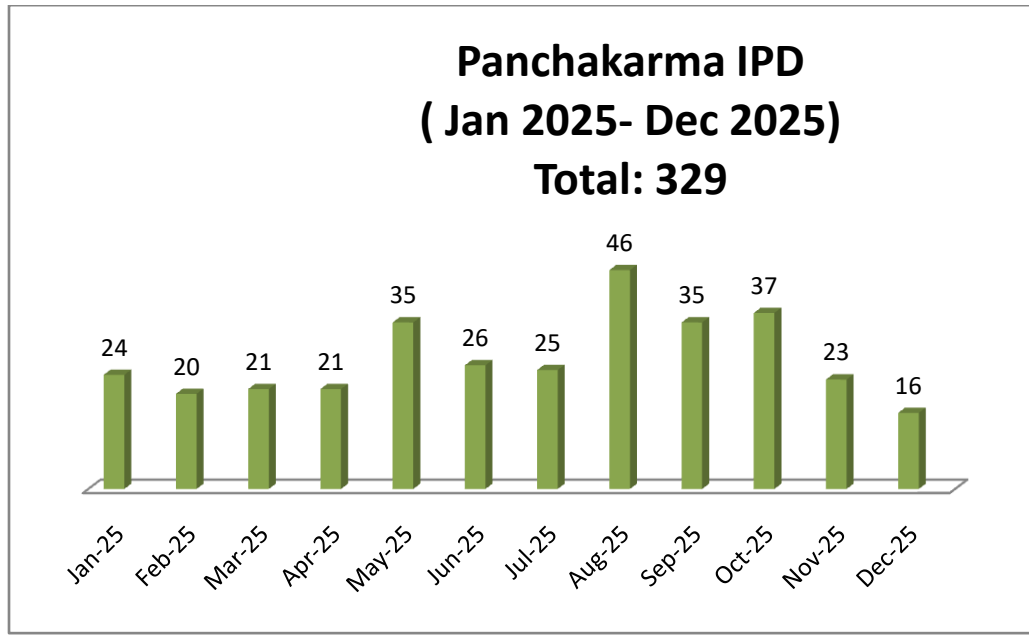
Kayachikitsa

| Month | Patients |
|--------------|-----------------|
| January | 8 |
| February | 3 |
| March | 9 |
| April | 9 |
| May | 10 |
| June | 31 |
| July | 9 |
| August | 34 |
| September | 24 |
| October | 8 |
| November | 11 |
| December | 2 |
| Total | 158 |



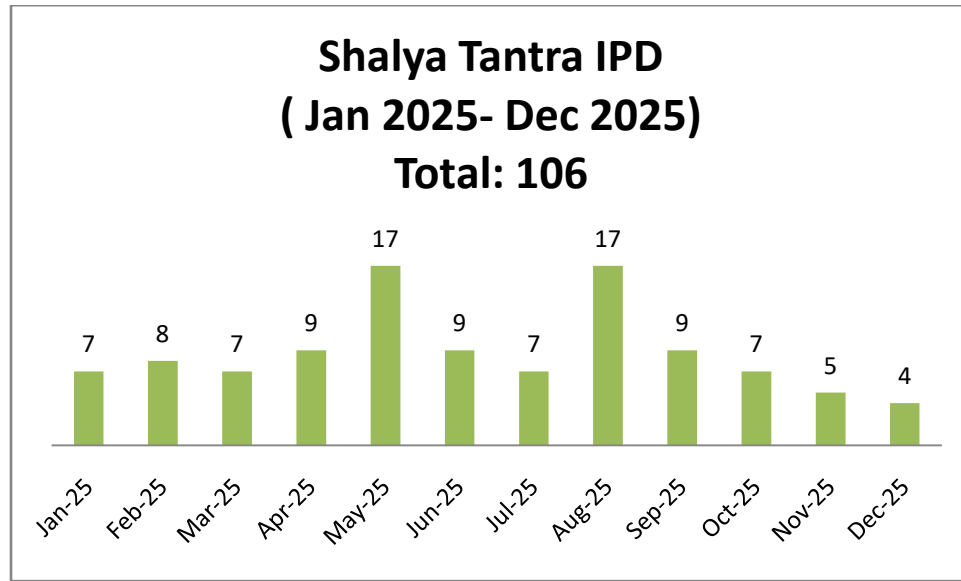
Panchakarma

| Month | Patients |
|--------------|------------|
| January | 24 |
| February | 20 |
| March | 21 |
| April | 21 |
| May | 35 |
| June | 26 |
| July | 25 |
| August | 46 |
| September | 35 |
| October | 37 |
| November | 23 |
| December | 16 |
| Total | 329 |



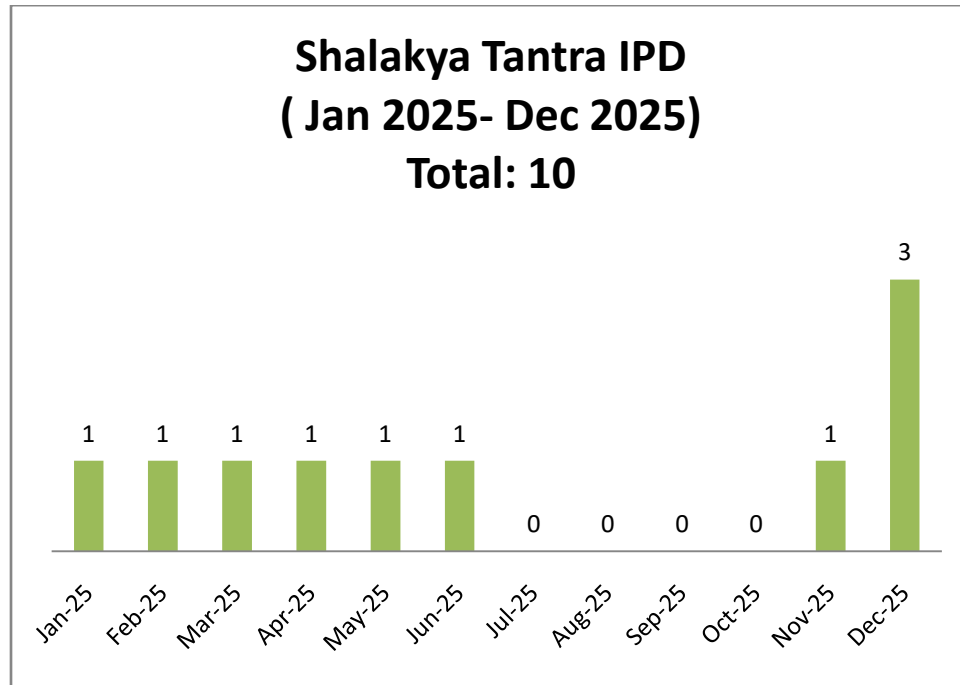
Shalya Tantra

| Month | Patients |
|--------------|------------|
| January | 7 |
| February | 8 |
| March | 7 |
| April | 9 |
| May | 17 |
| June | 9 |
| July | 7 |
| August | 17 |
| September | 9 |
| October | 7 |
| November | 5 |
| December | 4 |
| Total | 106 |



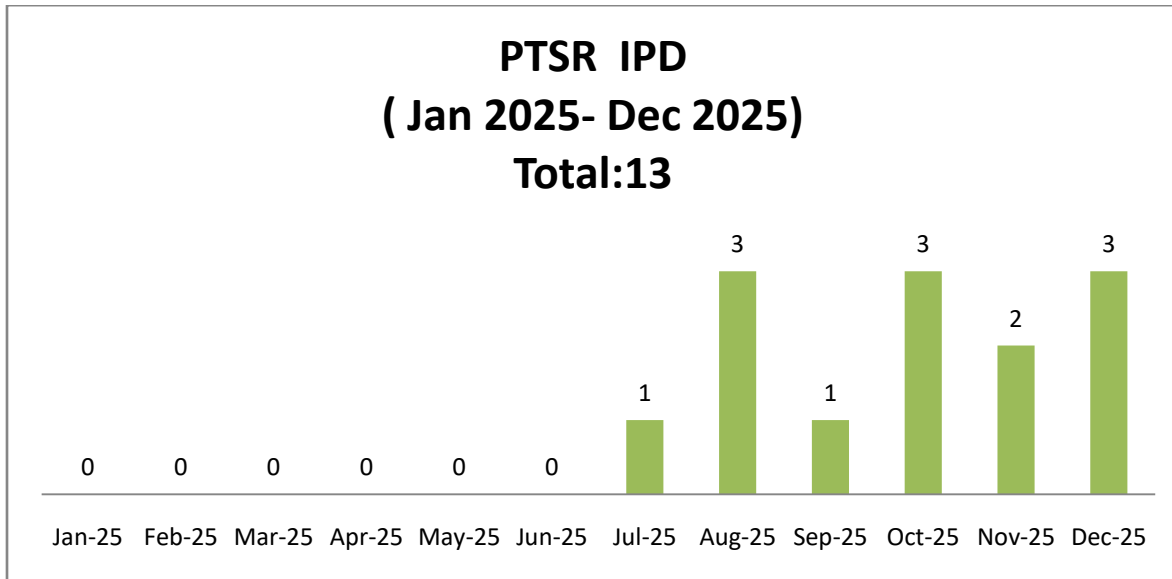
Shalakya Tantra

| Month | Patients |
|--------------|-----------|
| January | 1 |
| February | 1 |
| March | 1 |
| April | 1 |
| May | 1 |
| June | 1 |
| July | 0 |
| August | 0 |
| September | 0 |
| October | 0 |
| November | 1 |
| December | 3 |
| Total | 10 |



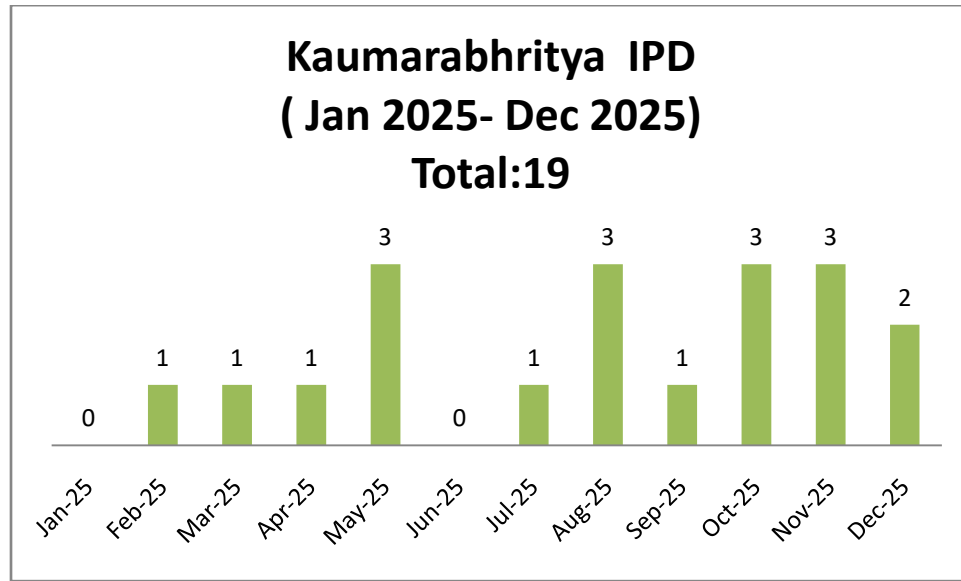
PTSR

| Month | Patients |
|--------------|-----------------|
| January | 0 |
| February | 0 |
| March | 0 |
| April | 0 |
| May | 0 |
| June | 0 |
| July | 1 |
| August | 3 |
| September | 1 |
| October | 3 |
| November | 2 |
| December | 3 |
| Total | 13 |



Kaumarbhritya

| Month | Patients |
|--------------|-----------------|
| January | 0 |
| February | 1 |
| March | 1 |
| April | 1 |
| May | 3 |
| June | 0 |
| July | 1 |
| August | 3 |
| September | 1 |
| October | 3 |
| November | 3 |
| December | 2 |
| Total | 19 |



Agadatantra

| Month | Patients |
|--------------|-----------------|
| January | 2 |
| February | 0 |
| March | 0 |
| April | 0 |
| May | 0 |
| June | 0 |
| July | 0 |
| August | 2 |
| September | 2 |
| October | 0 |
| November | 0 |
| December | 0 |
| Total | 06 |

